

# Panels & Switches

Switches Available in Bulk Quantities - See Price Sheet

*Dielectric Grease  
page 38*



**#5501C (#5501PT)**  
Toggle Switch Panel  
1/2" Hole Diameter  
1-3/8" x 1-5/8"  
Black Modular Style



**#5502C (#5502PT)**  
Rocker Switch Panel  
1/2" x 1-3/16" Rectangle Hole  
1-3/8" x 1-5/8"  
Black Modular Style



**#5503C (#5503PT)**  
Ignition Switch - 2 keys  
Accessory-Off-Ignition-Start  
30 Amp  
3/4" Mount Hole  
Plated Steel w/4 Terminal Studs



**#5504C (#5504PT)**  
Horn Button  
Flush Mount  
12 Volt 5 Amp  
2 #6 Screw Contacts  
Nickel Plated Housing  
Black Plastic Button



**#5505C (#5505PT)**  
Horn Button  
Large Ivory Button  
2 #6 Screw Contacts  
1-3/4" Diameter  
Bracket with Screws  
Fits Up To 1-1/2"  
Steering Column  
5 Amp



**#5506C (#5506PT)**  
Door Jamb Switch  
Self Grounding  
3/8" Travel Length  
2" Overall Length



**#5507C (#5507PT)**  
Door Alarm Switch  
Doors - Hoods - Trunks  
On - Button Extended  
Dual Mounting Holes  
10 Amp



**#5508C (#5508PT)**  
Universal Starter Switch  
Grounded  
Snaps Into 15/16" Hole  
6 Volt 15 Amp  
12 Volt 10 Amp  
24 Volt 6 Amp



**#5509C (#5509PT)**  
Heavy Duty Push Button  
Momentary On  
Rubber Dust & Moisture  
Resistant Boot Nut  
5/8" Mount Hole  
12 Volt 60 Amp



**#5512C (#5512PT)**  
Push Button  
Momentary On  
5/8" Mount Hole  
6 Volt 25 Amp  
12 Volt 15 Amp



**#5514C (#5514PT)**  
Push-Pull Headlamp  
Switch with 15 Amp Fuse  
3 Position Off-On-On  
5 Screw Terminals  
3/8" Mount Hole  
12 Volt 15 Amp



**#5520C (#5520PT)**  
On-Off Push-Pull SPST  
Pull For On  
Red Illuminated  
2 Screw Terminals  
1/2" Mount Hole  
6 Volt 25 Amp  
12 Volt 15 Amp  
Uses Bulb #282



**#5521C (#5521PT)**  
On-Off Push-Pull SPST  
2 Screw Terminals  
1/2" Mount Hole  
6 Volt 25 Amp  
12 Volt 15 Amp



**#5522C (#5522PT)**  
On-Off Push-Pull SPST  
Heavy Duty  
Chrome Plated Metal Knob  
2 Copper Terminals  
with 2 Brass Screws  
1/2" Mount Hole  
6-28 Volt 75 Amp



**#5527C (#5527PT)**  
Marine Push-Button  
Momentary On SPST  
Starter & Horn Switch  
Chrome Plated Brass  
2 Screw Terminals  
5/8" Mount Hole  
6 Volt 25 Amp  
12 Volt 15 Amp



**#5528C (#5528PT)**  
Push-Pull Switch  
SPST w/2 Position Tabs  
Brass with Chrome Plated Knob  
2 Screw Terminals  
3/8" Mount Hole  
6 Volt 25 Amp  
12 Volt 15 Amp



**#5529C (#5529PT)**  
Brass Heavy Duty  
Ignition Starter Switch  
3 Position - 3 Screw Terminals  
13/16" Mount Hole  
6 Volt 25 Amp  
12 Volt 15 Amp



**#5579C (#5579PT)**  
Euro On-Off Push-Pull  
Short Style SPST  
Plastic Knob  
With 2 M3 Screws  
5/16" Mount Hole  
12 Volt 16 Amp

**NEW**



**#5575C (#5575PT)**  
Isolator Switch (See Page 18)  
Theft & Fire Protection  
2 Position On-Off  
Removable Key  
With Moisture Proof Cap  
12 Volt 500 Amp DC Momentary  
12 Volt 350 Amp DC Continual

All Items with QT, KT, GT, or PT Suffix are Clam Shell Program Items.

# Panel Lights & Rocker Switches



Switches Available in Bulk Quantities - See Price Sheet

**SPST:** Single Pole, Single Throw switches control a single wire circuit with two positions Off - ON.

**SPDT:** Single Pole, Double Throw switches control two single wire circuits permitting only one circuit to be energized at a time. Can be two positions ON - ON or three positions ON - OFF - ON.

**DPST:** Double Pole, Single Throw switches control two circuits simultaneously. Circuits are ON at the same time, and OFF at the same time.

**DPDT:** Double Pole, Double Throw switches control four circuits, permitting only two circuits to be energized at a time. Can be two positions ON - ON or three positions ON - OFF - ON.

Indicator Light Illuminated  
Fits 1/2" Round Mount Hole  
Black Nylon Housing  
2 1/4" Male Tabs  
12 Volt 16 Amp

- #5523C (#5523PT) - Blue
- #5524C (#5524PT) - Amber
- #5525C (#5525PT) - Red
- #5526C (#5526PT) - Green



**NEW**

Indicator Light Illuminated  
Fits 1/2" Round Mount Hole  
Chrome Plated Metal Housing  
2 1/4" Male Tabs  
12 Volt 16 Amp


- #5564C (#5564PT) - Red
- #5565C (#5565PT) - Blue
- #5566C (#5566PT) - Amber
- #5567C (#5567PT) - Green



#5515C (#5515PT)  
On-Off Rocker  
Jumbo Black  
1/4" Male Tabs  
1/2" Round Mount Hole  
12 Volt 16 Amp

On-Off Rocker  
Jumbo Illuminated  
1/4" Male Tabs  
1/2" Round Mount Hole  
12 Volt 16 Amp

- #5516C (#5516PT) - Red
- #5517C (#5517PT) - Amber
- #5518C (#5518PT) - Blue
- #5519C (#5519PT) - Green



#5531C (#5531PT)  
On-Off Black Rocker  
SPST  
Non-Illuminated  
1/4" Male Tabs  
1/2" x 1-1/8" Mount Hole  
12 Volt 16 Amp

On-Off Rocker SPST  
Illuminated - 1/4" Male Tabs  
Black Nylon Housing  
1/2" x 1-1/8" Mount Hole  
12 Volt 16 Amp

- #5530C (#5530PT) - Red
- #5532C (#5532PT) - Blue
- #5534C (#5534PT) - Amber
- #5535C (#5535PT) - Green



On-Off Rocker  
Illuminated  
Oval Housing & Lens  
SPST  
3 1/4" Male Tabs  
1/2" Round Mount Hole  
12 Volt 25 Amp

- #5580C (#5580PT) - Red
- #5581C (#5581PT) - Blue
- #5582C (#5582PT) - Amber
- #5583C (#5583PT) - Green



On-Off Rocker  
LED Dot Illuminated  
Oval Housing & Lens  
SPST  
3 1/4" Male Tabs  
1/2" Round Mount Hole  
12 Volt 25 Amp

- #5584C (#5584PT) - Red
- #5585C (#5585PT) - Blue
- #5586C (#5586PT) - Amber
- #5587C (#5587PT) - Green



# Toggle Switches

Switches Available in Bulk Quantities - See Price Sheet

**SPST:** Single Pole, Single Throw switches control a single wire circuit with two positions Off - ON.

**SPDT:** Single Pole, Double Throw switches control two single wire circuits permitting only one circuit to be energized at a time. Can be two positions ON - ON or three positions ON - OFF - ON.

**DPST:** Double Pole, Single Throw switches control two circuits simultaneously. Circuits are ON at the same time, and OFF at the same time.

**DPDT:** Double Pole, Double Throw switches control four circuits, permitting only two circuits to be energized at a time. Can be two positions ON - ON or three positions ON - OFF - ON.



**#5510C (#5510PT)**  
On-Off Toggle SPST  
3/4" Metal Bat Handle  
1/2" Mount Hole  
12 Volt 15 Amp



**#5511C (#5511PT)**  
On-Off Toggle SPST  
1/4" Metal Ball Handle  
With Indicator Plate  
1/2" Mount Hole  
125 VAC 5 Amp  
250 VAC 3 Amp



**#5513C (#5513PT)**  
On-Off Toggle w/Boot Nut  
2 Position - 2 Terminal  
3/4" Handle Length  
2 1/4" Male Tabs  
Moisture Proof  
Metal Body - Dipped  
12 Volt 20 Amp



**#5546C (#5546PT)**  
On-Off-On Toggle SPDT  
5/8" Metal Bat Handle  
With Indicator Plate  
1/2" Mount Hole  
12 Volt 10 Amp



**#5547C (#5547PT)**  
On-Off Toggle SPST  
3/4" Metal Bat Handle  
With Indicator Plate  
2 - 6" Wire Leads  
12 Volt 15 Amp  
125 Volt 6 Amp - 250 Volt 3 Amp



**#5576C (#5576PT)**  
On-Off Toggle SPST  
1/2" Metal Bat Handle  
With Indicator Plate  
1/2" Mount Hole  
120 VAC 6 Amp - 240 VAC 3 Amp



**#5577C (#5577PT)**  
On-Off Toggle SPST  
5/8" Metal Bat Handle  
With Indicator Plate  
1/2" Mount Hole  
12 Volt 20 Amp

On-Off Toggle SPST  
Illuminated  
Black Nylon Housing  
1/4" Male Tabs  
1" Handle Length  
1/2" Mount Hole  
12 Volt 16 Amp



**#5536C (#5536PT) - Red**  
**#5537C (#5537PT) - Blue**  
**#5538C (#5538PT) - Amber**  
**#5539C (#5539PT) - Green**



**NEW**  
On-Off Toggle SPST  
LED Illuminated Tip  
Black Nylon Housing  
1/4" Male Tabs  
1" Handle Length  
1/2" Mount Hole  
12 Volt 16 Amp



**#5560C (#5560PT) - Red**  
**#5561C (#5561PT) - Blue**  
**#5562C (#5562PT) - Amber**  
**#5563C (#5563PT) - Green**



Black Toggle  
Black Nylon Housing  
1/4" Male Tabs / 1" Handle  
1/2" Mount Hole  
12 Volt 16 Amp




**#5540C (#5540PT)**  
On-Off  
SPST

Heavy Duty Toggle  
Chrome Plated With Copper Screw Terminals  
Die Cast Housing  
1/2" Mount Hole / 1" Handle Length  
6-12 Volt 50 Amp



**#5543C (#5543PT)**  
On-Off-On  
SPDT


**#5545C (#5545PT)**  
On-Off SPST  
Chrome Handle



**#5541C (#5541PT)**  
Momentary On-Off  
SPST




**#5572C (#5572PT)**  
On-Off SPST  
Red Handle



**#5542C (#5542PT)**  
On-Off-On  
SPDT



**#5544C (#5544PT)**  
Momentary On-Off-Momentary On  
SPDT



**#5573C (#5573PT)**  
On-Off SPST  
Black Handle



**#5548C (#5548PT)**  
On-Off Toggle DPST  
3/4" Handle Length  
4 Screw Terminals  
10 Amp 250 VAC  
20 Amp 125 VAC



**#5549C (#5549PT)**  
On-Off-On Toggle DPDT  
3/4" Handle Length  
6 Screw Terminals  
10 Amp 250 VAC  
20 Amp 125 VAC



Toggle Safety Cover  
Spring Loaded Design  
Fits Most Bat Style Toggle Switches  
**#5568C (#5568PT)**  
Red Safety Cover  
**#5569C (#5569PT)**  
Black Safety Cover



**#5570C (#5570PT)**  
Weather Resistant Boot  
Includes Mounting Nut  
With Washer  
Fits 3/8" - 5/8" Length  
Toggle Switches



**#5571C (#5571PT)**  
On-Off Toggle SPST  
Red LED Lighted Tip  
7/8" Handle Length  
12 Volt 20 Amp

All Items with QT, KT, GT, or PT Suffix are Clam Shell Program Items.