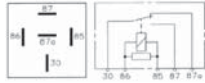


# Relays



General Purpose Change-Over Relays  
 Relays Switch Current From One User to Another  
 (such as opening & closing power windows)  
 Use As Normally Closed Relay Or Normally Open Relay  
 12 Volt DC 40 Amp Momentary/30 Amp Continuous  
 SPDT 5 Terminals  
 With Resistor For Voltage Spike Protection

Part #	Qty
5590A	25
5590C	1
5590PT	1



Plastic Body With Mounting Bracket  
 Use With #5653 Pigtail

Part #	Qty
5592A	25
5592C	1
5592PT	1



Use With #5667 Pigtail  
 For A Completely Sealed Unit

# RELAYS WITH 5 PIN CONNECTOR

*Complete Units For Relay Installation*



Includes #5590 & #5653  
 14 Gauge

Part #	Qty
5591C	1 Set
5591PT	1 Set

*Sealed Unit*



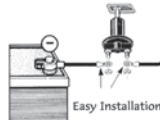
Includes #5592 & #5667  
 Unit Seals Against  
 Moisture, Dirt & Dust  
 12 & 18 GA Wire

Part #	Qty
5593C	1 Set
5593PT	1 Set

# Battery Cut-Off



*Detachable Key*

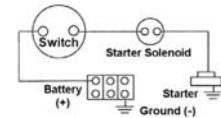


#5575PT (#5575C)  
 Single Circuit Battery Cut-Off Switch  
 Includes Detachable Key For Anti-Theft  
 Provides Fire Protection  
 Eliminates Battery Drain  
 Ideal for RV, Marine & Farm Equipment  
 Includes Weather Resistant Cap  
 3/8" Copper Studs & Brass Nuts & Washers  
 7/8" Mount Hole

Additional Key Available  
 #5575-KEYC (1/pk)

Maximum Load (10 seconds):  
 12 Volt 800 Amp DC Momentary  
 12 Volt 300 Amp DC Continual

# Battery Disconnect



#5574PT (#5574C)  
 Master Battery Disconnect Switch  
 For Battery Circuit Only  
 Designed to Disconnect All Circuitry  
 Reducing Possibility of Theft or Fire  
 Silver Plated 3/8" Copper Studs  
 With Brass Nuts  
 3/4" Mount Hole

6-36 Volt 180 Amp DC Continual  
 6-36 Volt 1000 Amp DC Momentary

# Circuit Breakers

*Connect Positive Battery to  
 Stud Marked BAT/LINE &  
 Output Stud AUX/LOAD to Appliance/Engine*



50 AMP to 150 AMP  
 Surface Mount Base  
 1-7/8" x 2-7/8" x 1-3/4" Tall

*Manual Reset Lever*



200 AMP  
 Surface Mount Base  
 1-7/8" x 3-3/8" x 1-3/4" Tall

High Amp Manual Reset Circuit Breakers  
 Breaker Remains Tripped (Off Position) Until Lever is Manually Reset  
 Reset Lever Can Be Used As On/Off Switch - Push Button to Disconnect & Close  
 Lever to Reset

Stainless Steel Studs For Marine Usage  
 IP67 Waterproof Rating  
 Amperage Listed for 48 Volt DC  
 Interrupt Rating 1500A at 48V DC & 2000A at 14V DC  
 Operating Temp: -30°C to 80°C (-22°F to 176°F)  
 Conforms to SAE J1625 & SAE J1171 standards



Trip Times % of Rated Current:  
 100% of Rated Current:  
 30 minutes No Trip  
 100 1/4" : Trip Within 30 Minutes  
 200%: Trip in 12-45 Seconds  
 300%: Trip in 3.5-12 Seconds

AMP	Stud	Part #	Qty
50	1/4"	0980A	10
50	1/4"	0980C	1
50	1/4"	0980PT	1
80	1/4"	0983A	10
80	1/4"	0983C	1
80	1/4"	0983PT	1
100	1/4"	0985A	10
100	1/4"	0985C	1
100	1/4"	0985PT	1
150	1/4"	0988A	10
150	1/4"	0988C	1
150	1/4"	0988PT	1
200	3/8"	0990A	10
200	3/8"	0990C	1
200	3/8"	0990PT	1